

Gages for Concrete



Pattern, Gage Resistance, Gage Factor	Model	Dimensions (mm)				Remarks
		Grid		Base		
		Length	Width	Length	Width	

●KFG Series General-purpose Foil Strain Gages

※For the types and lengths of leadwire cables, refer to page 1-17.

Listed here are the KFG series gages with a suitable leadwire cable for strain measurement of concrete.

Applicable Adhesives and Operating Temperature Range after Curing (with vinyl-coated flat cable)

PC-12B : -10~80°C CC-35 : -10~80°C

Notes on pre-attached leadwire cables

- Standard color of the 2-wire cable pre-attached to uniaxial gages is red (R). If desired, a white, green, yellow or black cable can be pre-attached.
- Standard 3-wire cable pre-attached to uniaxial gages has red stripes (R). If desired, the red stripes can be changed to blue or yellow stripes.
- In the case of a biaxial gage, 2-wire cables are color-coded with red and white stripes for 0° and 90°, respectively and 3-wire cables, with red and yellow stripes for 0° and 90°, respectively. Letter code is S in common.
- In the case of a triaxial gage, 2-wire cables are color-coded with red, white and green stripes for 0° and 90° and 45°, respectively and 3-wire cables, with red, yellow and blue stripes for 0° and 90° and 45°, respectively. Letter code is S in common.

Uniaxial

Resistance : 120Ω, Gage factor : Approx. 2.1

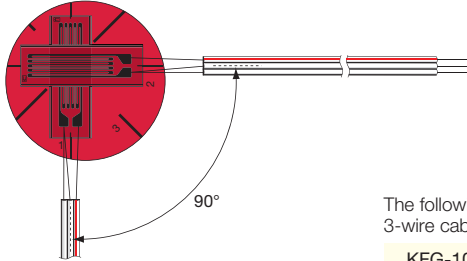


The following models with the leadwire cable code L1M3R are delivered with a vinyl-coated flat 3-wire cable 1 m long pre-attached.

KFG-30-120-C1-11 L1M3R	30	3.3	37	5.2
KFG-20-120-C1-11 L1M3R	20	5	28	8
KFG-10-120-C1-11 L1M3R	10	3	16	5.2

Biaxial, 0°/90° stacked rosette

Resistance : 120Ω, Gage factor : Approx. 2.1

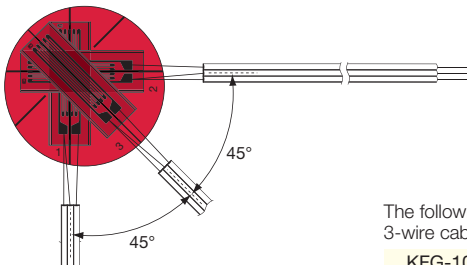


The following model with the leadwire cable code L1M3S is delivered with a vinyl-coated flat 3-wire cable 1 m long pre-attached.

KFG-10-120-D16-11 L1M3S	10	3	φ21
-------------------------	----	---	-----

Triaxial, 0°/90°/45° stacked rosette

Resistance : 120Ω, Gage factor : Approx. 2.1



The following model with the leadwire cable code L1M3S is delivered with a vinyl-coated flat 3-wire cable 1 m long pre-attached.

KFG-10-120-D17-11 L1M3S	10	3	φ21
-------------------------	----	---	-----

●KC Series Wire Strain Gages

When ordering, suffix the leadwire cable code (see table at the right) to the model number with a space in between.

Example :


KC-120-120-A1-11 L5M2R

for the gage with a vinyl-coated flat 2-wire cable 5 m long

If no leadwire cable code is suffixed, the gage is delivered with only gage leads (silver-clad copper wires 25 mm long each).

Uniaxial

Resistance : 120Ω, Gage factor : Approx. 2.1



For further information please contact:

TEST MACHINES AUSTRALIA

0418 369 505

sales@testmachines.com.au

www.testmachines.com.au

Featuring a longer gage length, the KC series gages are wire strain gages suitable for mean strain measurement of concrete under test. Usually, a model with the gage length over 3 times longer than the maximum diameter of the aggregate is selected for the purpose.

Applicable Adhesives and Operating Temperature Range after Curing

PC-12B : -196~150°C CC-35 : -30~120°C

■Types, lengths and codes of leadwire cables pre-attached to KC series gages

Type	Vinyl-coated flat 2-wire cable	Vinyl-coated flat 3-wire cable	Type	Vinyl-coated flat 2-wire cable	Vinyl-coated flat 3-wire cable
	A1			A1	
Length			Length		
15 cm	L15C2R	L15C3R	7 m	L7M2R	L7M3R
30	L30C2R	L30C3R	8	L8M2R	L8M3R
50	L50C2R	L50C3R	9	L9M2R	L9M3R
1 m	L1M2R	L1M3R	10	L10M2R	L10M3R
2	L2M2R	L2M3R	15	L15M2R	L15M3R
3	L3M2R	L3M3R	20	L20M2R	L20M3R
4	L4M2R	L4M3R	25	L25M2R	L25M3R
5	L5M2R	L5M3R	30 m	L30M2R	L30M3R
6	L6M2R	L6M3R			
Orig. temp. range	-10~80°C		Orig. temp. range	-10~80°C	
Remarks	L-6, L-9 for 6 m or longer	L-7, L-10 for 6 m or longer	Remarks	L-6, L-9 for 6 m or longer	L-7, L-10 for 6 m or longer

KC-120-120-A1-11	120	0.6	132	6
KC-80-120-A1-11	84	0.6	95	8
KC-70-120-A1-11	67	0.6	80	7.5
KC-60-120-A1-11	60	0.6	74	8